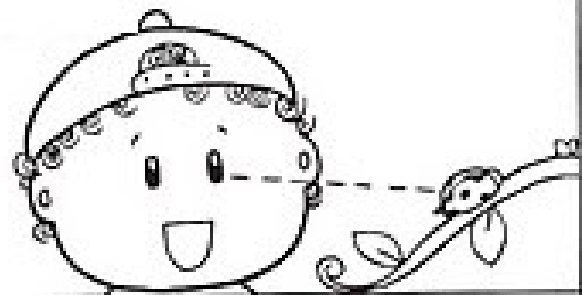


# I CINQUE SENSI




## VISTA

Per vedere usiamo gli occhi



## UDITO

Per ascoltare usiamo le orecchie



## OLFATTO

Per sentire odori o profumi usiamo il naso




## TATTO

Per sentire la qualità delle cose usiamo la pelle





## GUSTO

Per sentire i sapori usiamo la bocca




Con una linea collega il senso alla figura che lo rappresenta.


# L' UDITO



Con una linea collega il senso alla figura che lo rappresenta.





## L'OLFATTO

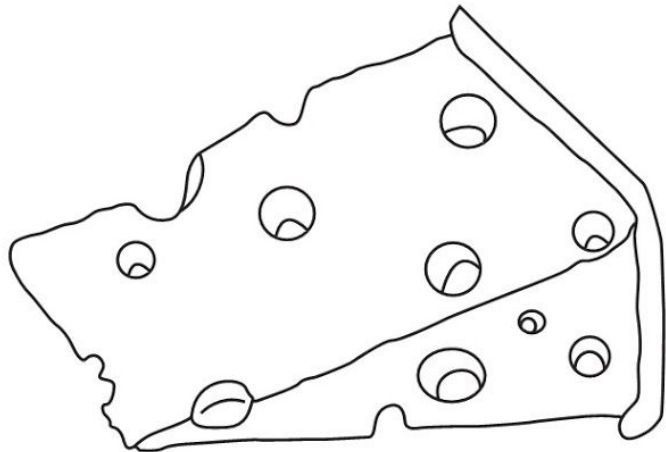






Con una linea collega il senso alla figura che lo rappresenta

# IL GUSTO



Dolce o salato?





---


Colora gli alimenti dolci e cerchia quelli salati.

Con una linea collega il senso alla figura che lo rappresenta

# IL TATTO




# IL LIBRO TATTILE




Carissimi genitori uno spunto per voi potete realizzare con il vostro bambino/a questo simpatico libricino, sbizzarritevi con la vostra fantasia!

Con una linea collega il senso alla figura che lo rappresenta

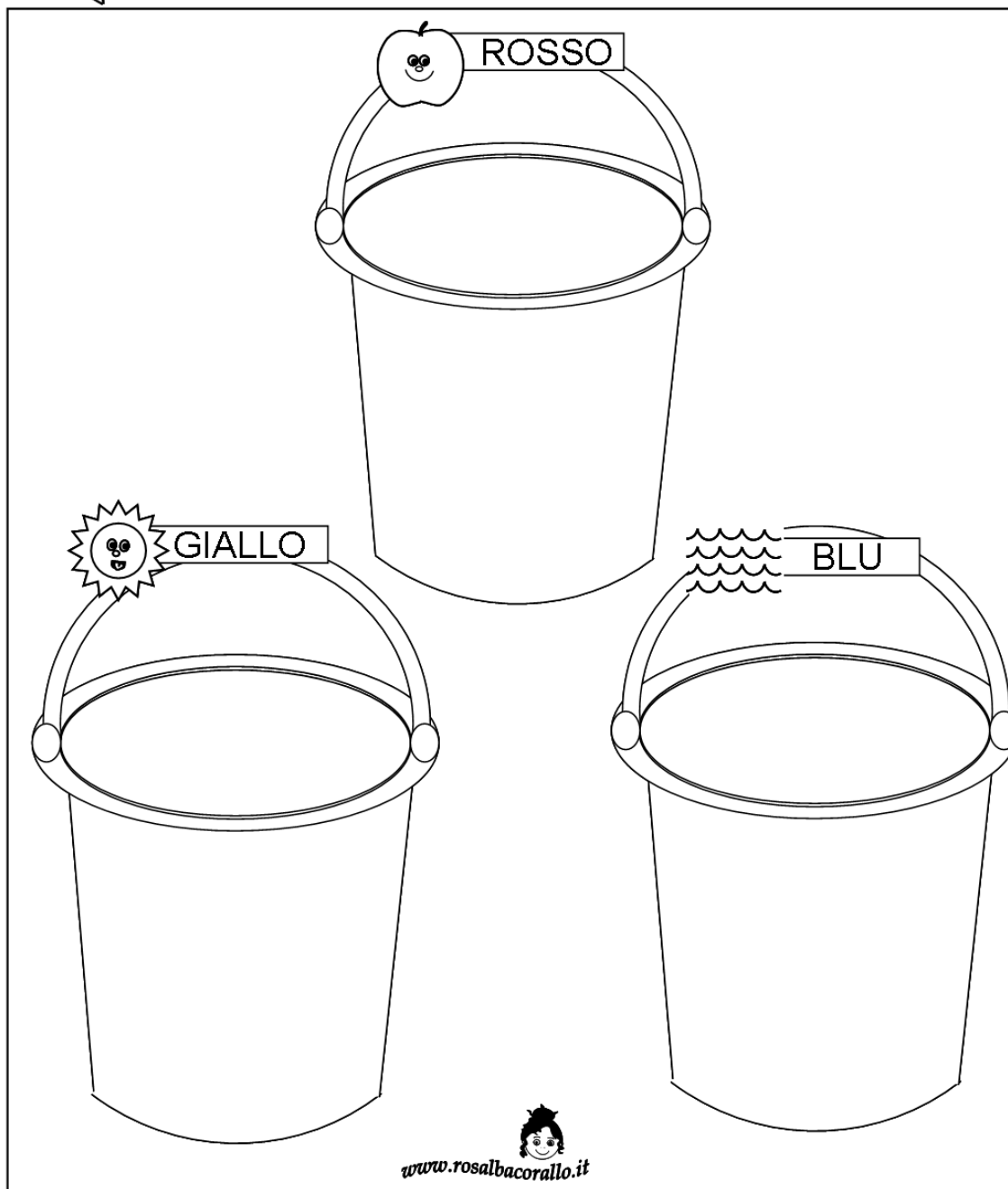
# LA VISTA



# RAGGRUPPO SECONDO IL COLORE




CREA TANTE PALLINE CON LA CARTA CRESPA NEI COLORI: ROSSO, GIALLO E BLU E INCOLLALE NEGLI APPOSITI SECCHIELLI





# IO SONO IL CERCHIO...



NOMINA TUTTE LE COSE CIRCOLARI CHE CONOSCI E POI COLORA, DIPINGI O DECORA IL DISEGNO CON UNA TECNICA SCELTA DA TE O PROPOSTA DALL'INSEGNANTE

