










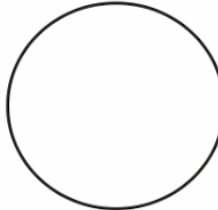
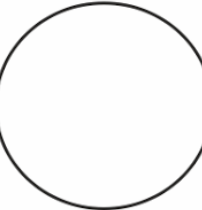






IL PESCATORE DI FORME



Colora il pescatore secondo la legenda

INSIEMI


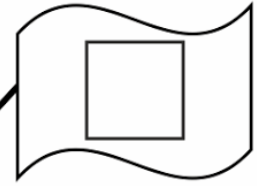


Ragiono e gioco

Attività: Colora le forme, ritaglia ed incollale nel recinto dell'insieme come indicato dalla bandierina.



INSIEMI


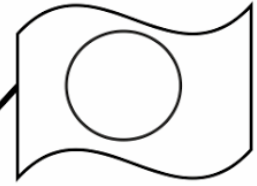


Ragione e gioco

Attività: Incolla le forme nel recinto come indica la bandierina.



INSIEMI


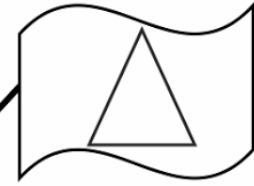


Ragione e gioco

Attività: Incolla le forme nel recinto come indica la bandierina.



INSIEMI

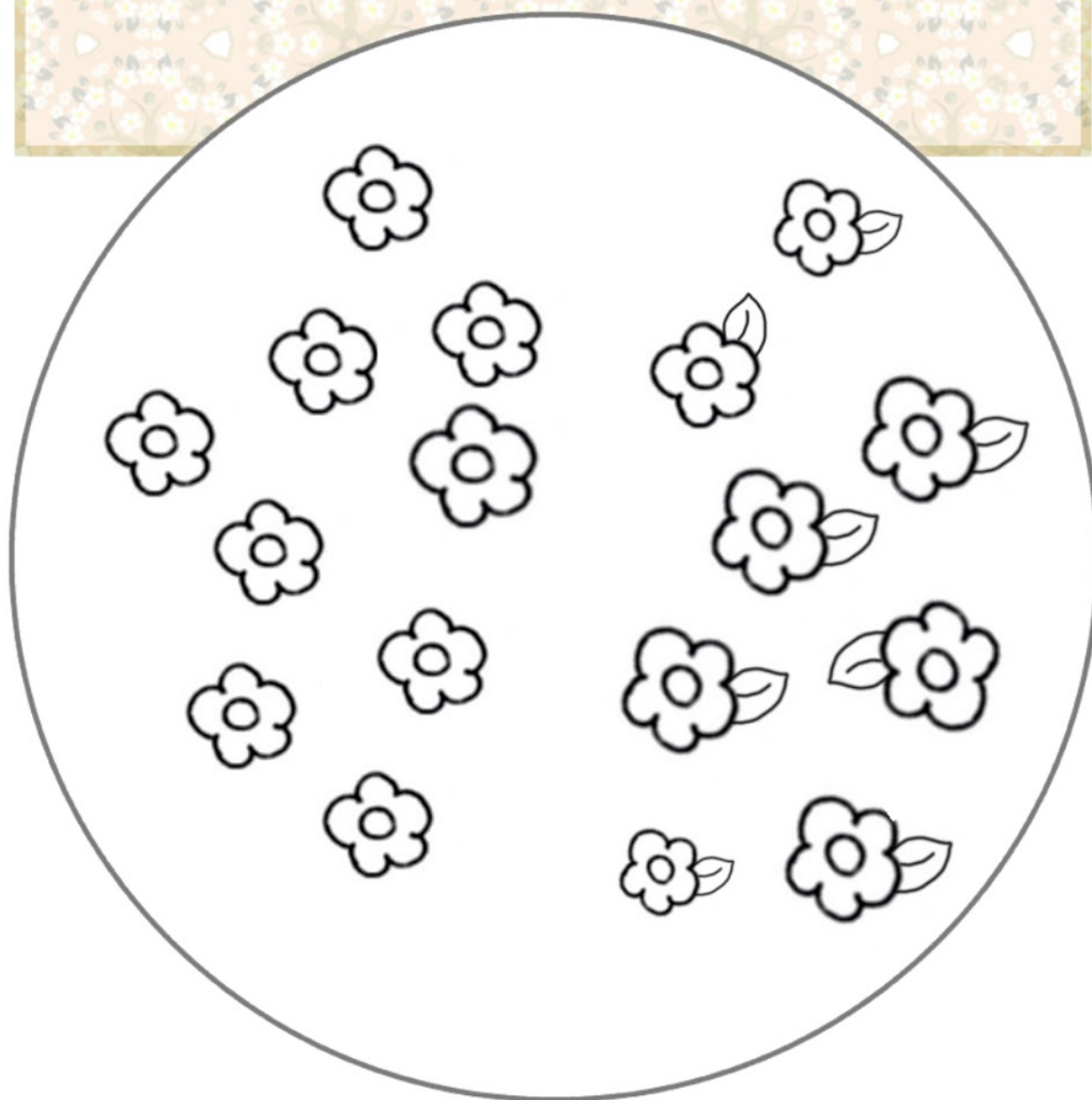


Ragione e gioco

Attività: Incolla le forme nel recinto come indica la bandierina.




Il giardino è un insieme di fiori.



Maestra Marinica

*Cerchia l'insieme dei fiori senza foglia.
Colora gli altri come vuoi.*

Il bosco è un insieme di alberi.



Maestra Marinica

Cerchia l'insieme di questi alberi 

Colora di verde questi 

Corrispondenza termine a termine.

Disegna una  per ogni fiore 



Disegna un  per ogni 








Disegna un  per ogni 



Corrispondenza termine a termine.

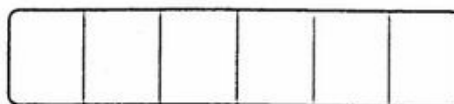
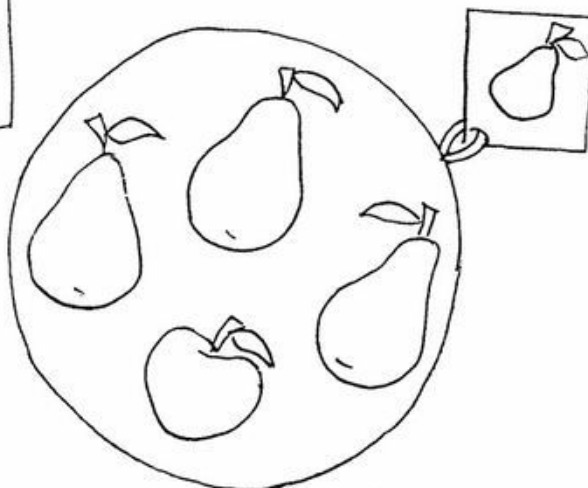
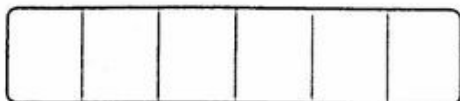
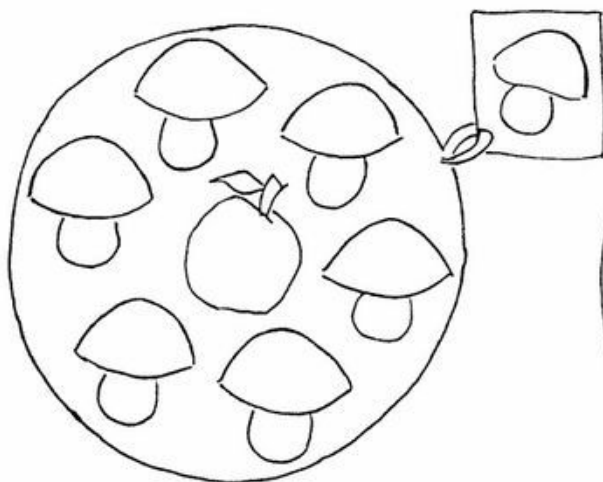
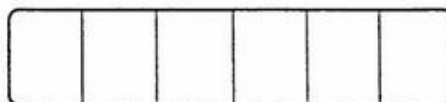
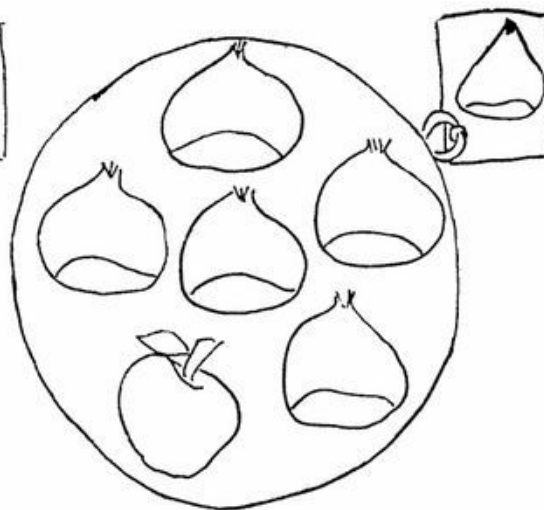
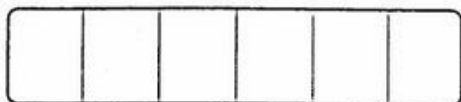
Maestra Marinica

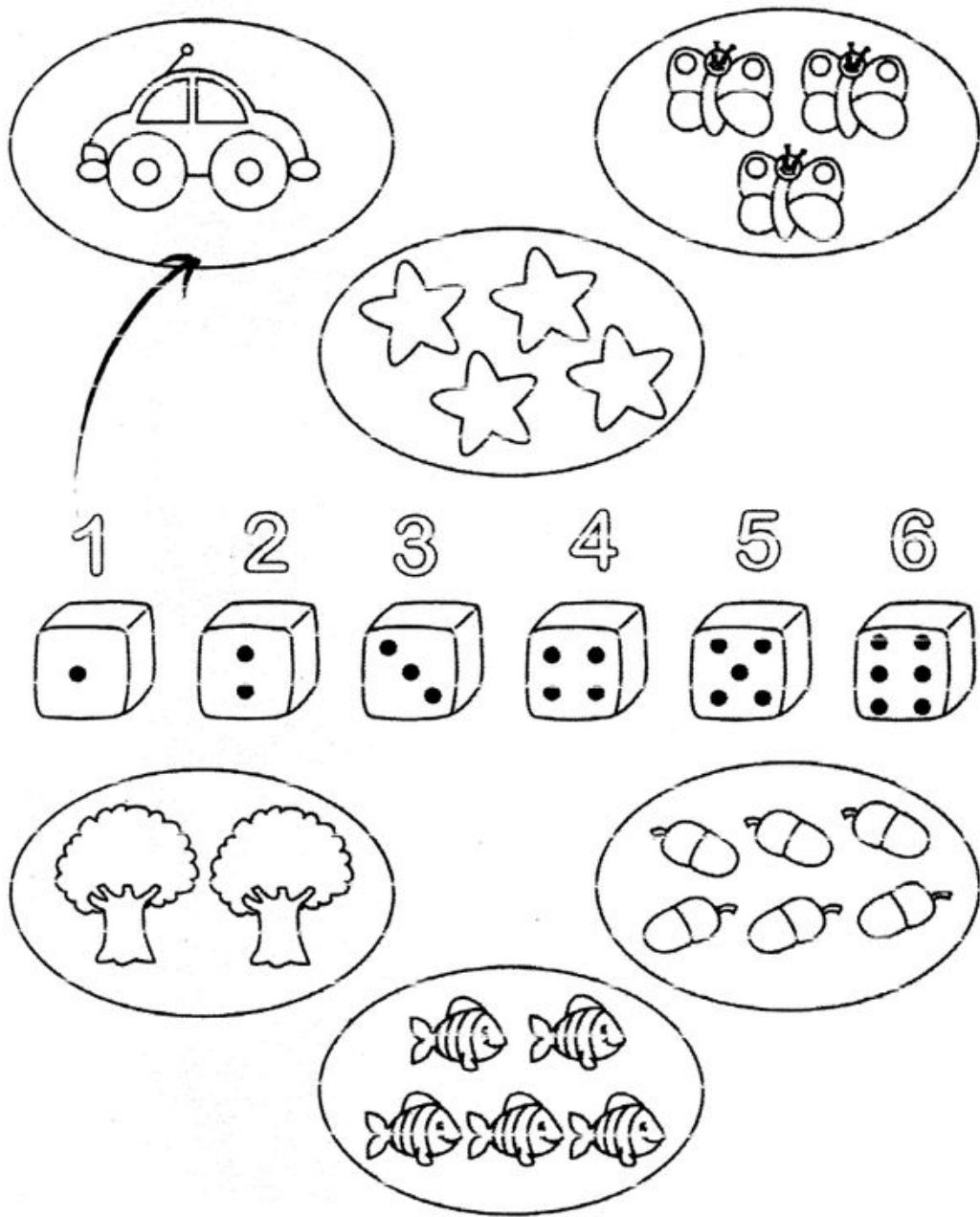


*Disegna nello spazio vuoto un  per ogni .
Traccia una linea per vedere se corrispondono.*

...INTRUSI...

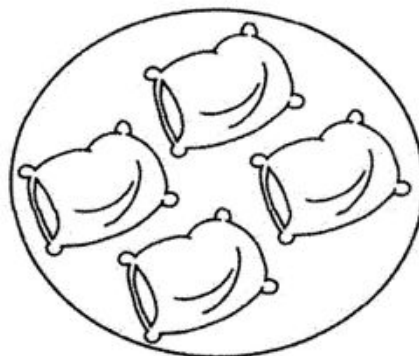

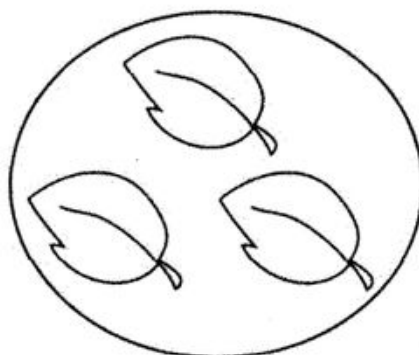



Osserva i cartellini di ciascun insieme e barra l'elemento intruso. Colora e poi simbolizza nel relativo istogramma disegnando un pallino per ciascun elemento rappresentato.





Conta gli oggetti degli insiemi.
Collega ogni insieme al dado che rappresenta la stessa quantità.


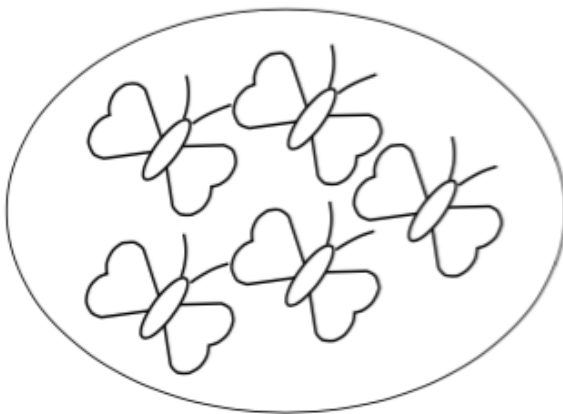
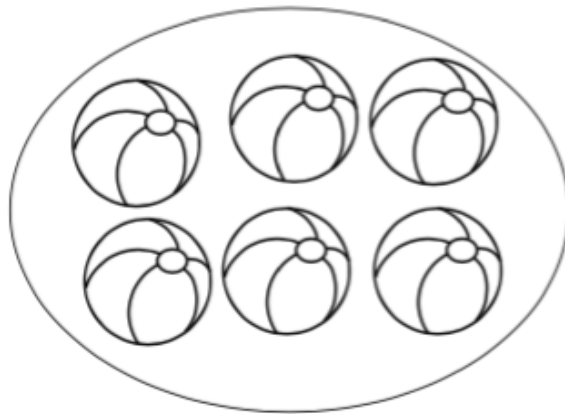
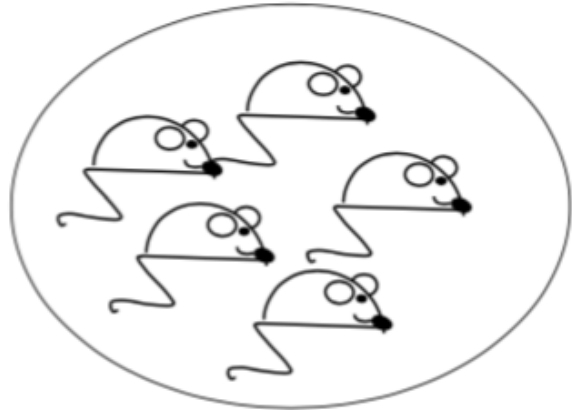
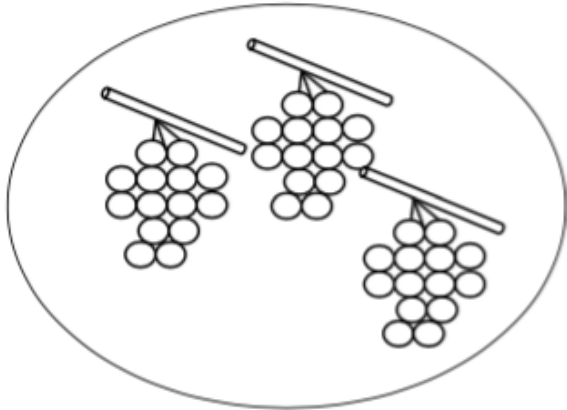
FACCIAMO IL CONTO



Attività: quanti sono? Collega gli insiemi che contengono lo stesso numero di elementi
Indicatore: confrontare e porre in relazione quantità

Conta e scrivi il numero degli elementi di ogni insieme.
Collega con una freccia gli insiemi di uguale quantità

Tanti-Quanti





NUMERI IN LINEA

- COLLEGA OGNI PALLONCINO AL CARTELLINO SULLA LINEA E SCRIVI IL NUMERO.

NUMERI IN LINEA


- COLLEGA OGNI PALLONCINO AL CARTELLINO SULLA LINEA E SCRIVI IL NUMERO.

- UNISCI I PUNTINI DA 0 A 10 E POI COLORA.



- UNISCI I PUNTINI DA 0 A 10 E POI COLORA.











Osserva i cartellini e disegna negli insiemi gli elementi mancanti.
 Contare e registrare quantità.

LA FESTA DEGLI INSETTI



www.rosalbacorrallo.it



 =	 =	_____
_____	_____	 =
 =	 =	_____
_____	_____	




CONTA GLI INSETTI DI CIASCUNA SPECIE E SCRIVI IL NUMERO DEI COMPONENTI DI OGNI GRUPPO. COLORA .

COLORA LA COPPIA



www.rosalbacorallo.it



SCEGLI 10 COLORI DIVERSI E COLORA ALLO STESSO MODO LE COPPIE (NUMERO E CARTA CORRISPONDENTE)